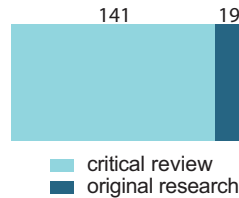


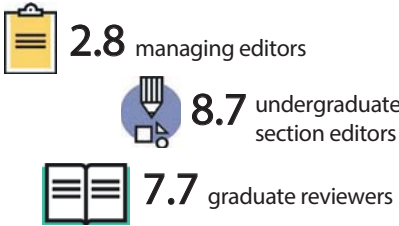
# SIMON FRASER UNIVERSITY UNDERGRADUATE JOURNAL OF PSYCHOLOGY OVER THE YEARS

The SFU UJP launched in 2014. Since then, we have published six volumes. During this time, numerous volunteers have worked for the UJP, 160 unique manuscripts have been submitted, and 18 of these articles have been published. The UJP team hopes to continue growing in the future.

What types of articles do authors submit?



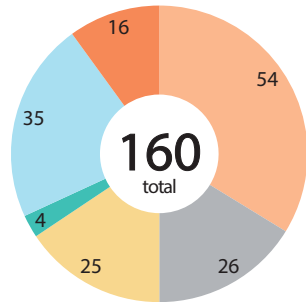
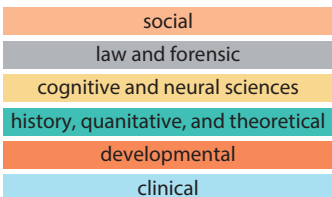
How many people on average volunteer with UJP each year?



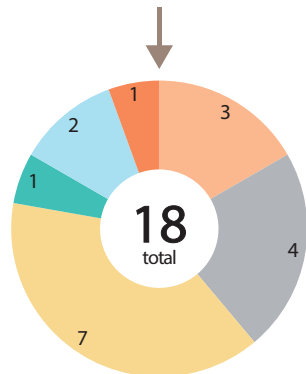
The majority of articles submitted to UJP are critical review papers ( $n=141$ , 88%), with only a few original research papers ( $n=19$ , 12%). Fourteen (78%) of the published articles have been critical reviews, and the remainder ( $n=4$ , 22%) are original research.

The UJP has accepted articles within 6 different areas of psychology

Our printed articles have spanned such diverse topics as paranormal belief, clinical depression, tipping behaviours, therapeutic use of LSD, Alzheimer’s disease, virtual reality in psychology, and many more. While the majority of published articles are social articles ( $n=54$ , 34%), the majority of published articles are cognitive and neural sciences articles ( $n=7$ , 39%).



submitted articles



published articles

# SFU UJP Submission and Publication Statistics

Jennifer-Ashley Hoffmeister, Tom Maloney, and  
Lindsay Samson

SIMON FRASER UNIVERSITY

The following tables include data from the six volumes of the journal, including the current volume. Table 1 outlines the total numbers of individuals who worked on the journal each year, as well as the number of articles at each stage of the publication process. Tables 2, 3, and 4 outline the submitted articles for each volume by area of psychology, the articles reaching graduate review for each volume by area of psychology, and the accepted articles in each volume by area of psychology, respectively.

*Table 1.* Summary data from the first six volumes of the Simon Fraser University Undergraduate Journal of Psychology.

	Year	Number of Managing Editors	Number of Section Editors	Number of Graduate Editors	Total Submitted Articles	Total Articles Reaching Graduate Review	Total Accepted Articles
Volume I	2014	1	10	11	14	N/A	5
Volume II	2015	3	5	10	47 <sup>a</sup>	16	3
Volume III	2016	3	7	10	24 <sup>b</sup>	10	4
Volume IV	2017	4	10	7	30	7	4
Volume V	2018	3	10	4	16	3	2
Volume VI	2019	3	10	4	29 <sup>c</sup>	3	0

*Note.* <sup>a</sup>Two of these articles were submitted by non-SFU authors. <sup>b</sup>Three of these articles were submitted by non-SFU authors. <sup>c</sup>One of these articles was submitted by a non-SFU authors.

Table 2. A breakdown of all submitted articles (both critical reviews and original research) by volume and psychology area.

	Total Submitted Articles	Social	LF	CNS	HQT	Clinical	DEV
Volume I	14 (2)*	6	4	1	1	1	1
Volume II	47 (4)*	22 (2)*	5	4 (1)*	1	10 (1)*	5
Volume III	24 (1)*	3	3	3 (1)*	1	12	2
Volume IV	30 (6)*	8 (3)*	8	4 (1)*	1 (1)*	4 (1)*	5
Volume V	16 (2)*	5	1	5 (2)*	0	3	2
Volume VI	29 (4)*	10 (3)*	5	8 (1)*	0	5	1

Note. LF = Law and Forensic; CNS = Cognitive and Neural Sciences; HQT= History, Quantitative, and Theoretical; DEV = Developmental. \*Denotes the number of original research manuscripts.

Table 3. A breakdown of articles that reached the graduate review stage by volume and psychology area.

	Total Articles Reaching Graduate Review	Social	LF	CNS	HQT	Clinical	DEV
Volume I <sup>a</sup>	-	-	-	-	-	-	-
Volume II	16 (2)*	5 (1)*	2	3 (1)*	1	4	1
Volume III	10 (1)*	2	1	3 (1)*	0	4	0
Volume IV	7 (1)*	1	1	2 (1)*	0	0	3
Volume V	3 (1)*	0	1	2 (1)*	0	0	0
Volume VI	3	1	1	0	1	0	0

Note. LF = Law and Forensic; CNS = Cognitive and Neural Sciences; HQT= History, Quantitative, and Theoretical; DEV = Developmental. <sup>a</sup>Unfortunately detailed records for the Graduate Review stage of Volume I could not be located. \*Denotes the number of original research articles.

Table 4. A breakdown of accepted articles by volume and psychology area.

	Total Accepted Articles	Social	LF	CNS	HQT	Clinical	DEV
Volume I	5 (1)*	1 (1)*	2	1	1	0	0
Volume II	3 (2)*	1 (1)*	0	2 (1)*	0	0	0
Volume III	4	0	0	2	0	2	0
Volume IV	4 (1)*	1	1	1 (1)*	0	0	1
Volume V	3	0	1	1	0	0	0
Volume VI	0	0	0	0	0	0	0

Note. LF = Law and Forensic; CNS = Cognitive and Neural Sciences; HQT= History, Quantitative, and Theoretical; DEV = Developmental. \*Denotes the number of original research articles.